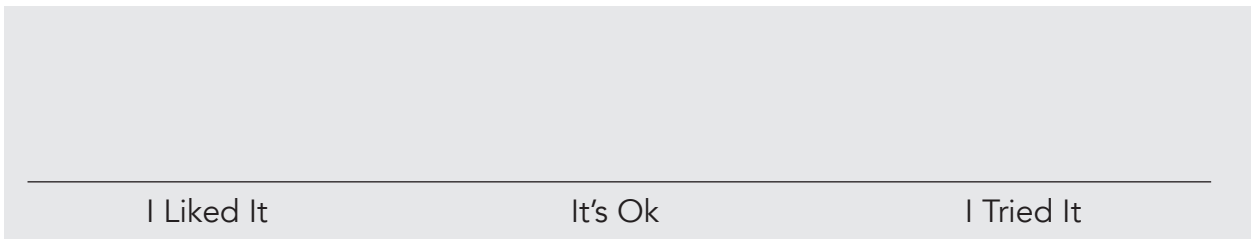




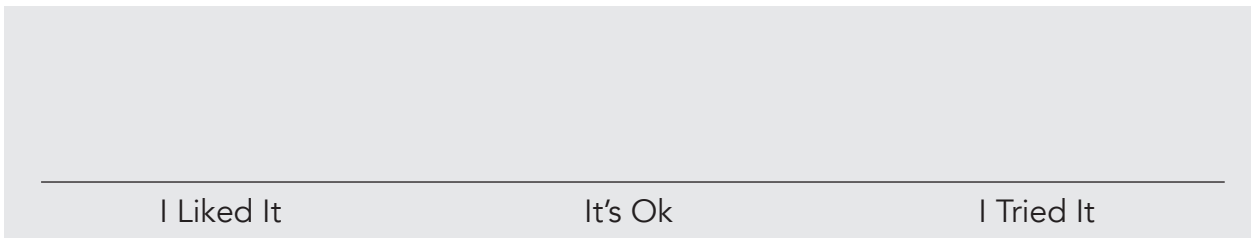
Line Plots

Create a line plot and then fill in the part-to-whole ratios in the chart below.

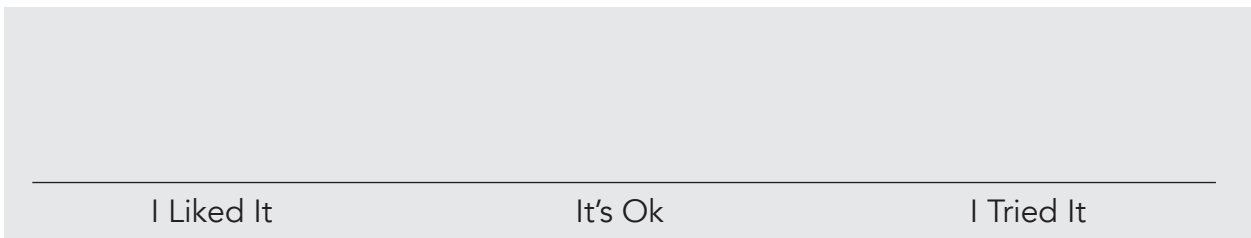
1. _____ Lettuce



2. _____ Lettuce



3. _____ Lettuce



Part-to-Whole Ratio Chart

Type of Lettuce	I Liked It	It's Ok	I Tried It
	___ : ___	___ : ___	___ : ___
	___ : ___	___ : ___	___ : ___
	___ : ___	___ : ___	___ : ___



This institution is an equal opportunity provider.

