

THANK YOU FOR DOWNLOADING

The following free printable item was created by Renee from the Science School Yard for The STEM Laboratory.

Copying any part of this product and placing it on the internet in any form is strictly prohibited and is a violation of the Digital Millennium Copyright Act (DMCA). Thank you for respecting my work!



© Science School Yard for the STEM Laboratory 2018

Fonts and Graphics:



WATERMELON SCIENCE


SET UP AND SUPPLY LIST:

For Watermelon Science:

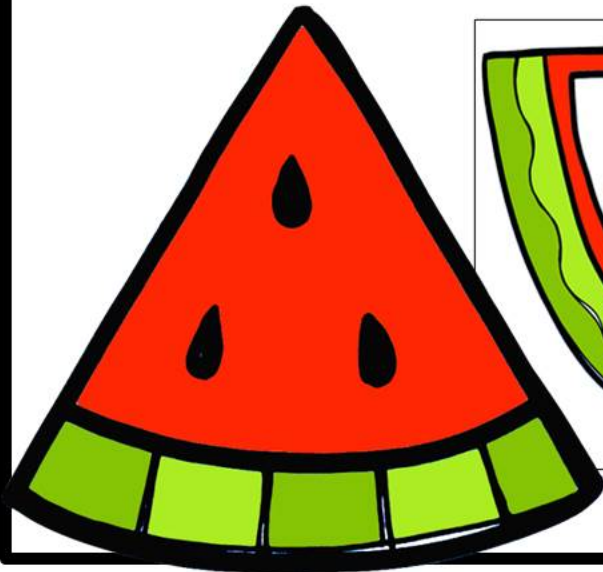
1. Print off the sheet and fold the book.
2. Provide a watermelon/s for the learners. One per group.
3. Have cubes/tape measures for measuring the watermelon.
4. Provide crayons/markers for coloring.
5. I have a watermelon cut ready for them to count the seeds and make observations.

Watermelon Math:

1. Have the cards printed.
2. Have seeds either real or the seed cards for them to use on the counting card.
3. Allow learners to practice multiplying and showing their work.



©ScienceSchoolyard for Playdough to Plato



©ScienceSchoolyard for Playdough to Plato

WATERMELON ADJECTIVES

INSIDE

OUTSIDE

WATERMELON MEASURING

What is the length of your watermelon?
Blocks tall

WATERMELON COUNTING

How many stripes does my watermelon have?

My estimate: _____

Number: _____

How many seeds were in one watermelon?

Seeds: _____

Number: _____

WATERMELON OBSERVATIONS

@ScienceSchoolyard for Playdough to Plato

Here's my watermelon. It is _____ cm in circumference.

SCIENCE OBSERVATIONS




SET UP AND SUPPLY LIST:


For Watermelon Science:

1. Print off the sheet and fold the book.
2. Provide a watermelon/s for the learners. One per group.
3. Have cubes/tape measures for measuring the watermelon.
4. Provide crayons/markers for coloring.
5. I have a watermelon cut ready for them to count the seeds and make observations.

Watermelon Math:

1. Have the cards printed.
2. Have seeds either real or the seed cards for them to use on the counting card.
3. Allow learners to practice multiplying and showing their work.






WATERMELON MEASURING

What is the length of your watermelon? _____ blocks /cm tall

WATERMELON OBSERVATIONS



Here's my watermelon. It is _____ cm in circumference.

WATERMELON ADJECTIVES

INSIDE



OUTSIDE



--	--

WATERMELON COUNTING

How many stripes does my watermelon have? 

My estimate: _____

Actual number: _____

How many seeds were in one slice of watermelon? 

My estimate: _____

Actual number: _____



**DOES A
WATERMELON
SINK OR FLOAT?**